

# DRIVE

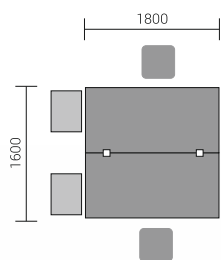
DRIVE bench gives the opportunity of quick and easy adjusting to individual needs without compromising on functionality and space. Each work counter has its own individual mechanism which works independently. DRIVE bench can be equipped with fabric panels to divide a work surface for more privacy. Dividing the work surface does not, in any way, reduce the access to the horizontal cable management underneath the work top.



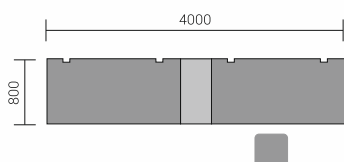


- CTA50** X 2 BENCH WITH ELECTRIC HEIGHT ADJUSTMENT SIT-STAND 1800/1690/650-1300
- ZD818** X 2 SONIC ACOUSTIC PANEL FOR BENCH DESK 1794/38/800
- A5504** STORAGE 801/432/1833
- A5404WZ** STORAGE WITH GLASS DOOR 801/432/1833
- A5104HZ** STORAGE WITH HPL FRONT 801/432/1833
- SLD13** X 2 PEDESTAL 402/600/586
- SAVA** X 2 CHAIR 660/610/1050-1150

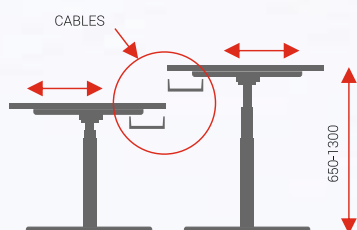
# DRIVE


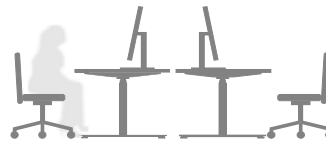


- CTA05** X 2 DESK WITH ELECTRICT HEIGHT ADJUSTMENT SIT-STAND 1800/800/650/1300
- ZPS618** SONIC ACOUSTIC PANEL FOR SINGLE DESK 1790/40/650
- ZN13** X 4 SONIC VERTICAL ACOUSTIC PANEL 800/40/650
- IKDT13** X 3 PEDESTAL 402/600/586
- A2L06** X 4 TAMBOUR STORAGE 1200/432/740
- S94** X 2 VERTICAL CABLE DUCTIN Ø140/750-1200
- SAVA** CHAIR 660/610/1050-1150



- CTA04** X 2 DESK WITH ELECTRICT HEIGHT ADJUSTMENT SIT-STAND 1600/800/650/1300
- ZPS616** X 2 SONIC ACOUSTIC PANEL FOR SINGLE DESK 1590/40/650
- S94** X 2 VERTICAL CABLE DUCTIN Ø140/750-1200
- KCD80P** CARGO PEDESTAL 402/800/1129
- IKDT12** PEDESTAL 402/600/586
- SAVA** CHAIR 660/610/1050-1150





DRIVE is an electric height regulation desks which allows for customized standing and sitting positions and is a great ergonomically solution. The electrical height regulator, located underneath the work surface, simplifies changes in positions depending on one's office needs. Changing position during long working hours increases work effectiveness, productivity and health. To create an intimate climate, DRIVE allows you to add acoustic panels. There are two types of acoustic panels which fit perfectly both horizontally and vertically to the worktop.

